

# 2021-2022

## Arizona State University Global Education Office


# Enrollment Report



Your world. Your **choice.**

 [goglobal.asu.edu](https://goglobal.asu.edu)

 [goglobal@asu.edu](mailto:goglobal@asu.edu)

 480-965-5965

# A Note from the Director

## A year of rebuilding and rebranding

In the 2021-2022 academic year, the Global Education Office (GEO) emerged from the pandemic with a renewed and re-energized focus. Enrollments, office financials and staffing were all significantly impacted by the pandemic. GEO responded by seizing the opportunity to rebrand itself from the Study Abroad Office to the Global Education Office to better reflect the dynamism of the broader institution we serve and to rebuild our team and our programming in a more thoughtful way given the new operating environment. After nearly a full-year cessation of student mobility, the fall 2021 semester witnessed the return to normal operations which has continued since. In total, GEO served just shy of 4,000 students in 2021-2022 across all modalities and program types.

In keeping with ASU's charter to expand access to students from a wide range of socioeconomic backgrounds and our institutional culture of innovation, the Global Education Office added the Global Tech Experience to its online global learning opportunities that have allowed thousands of students who were unable to travel due to the pandemic, finances or professional and family commitments, the opportunity to engage in global education programs focused on career readiness, preparation and intercultural learning.

The diversity in online global learning programs was strong and offset decreases in mobility program enrollments. Supply chain disruptions and inflationary pressure caused by the pandemic led to higher program costs for traditional mobility programs. Combined with the uncertain economic environment for many families, this resulted in less diverse student enrollments in mobility programs than has historically been the case. As the broader economy recovers and the financials of GEO stabilize allowing us to commit more funding to scholarships, we are optimistic that we will see increases in diverse enrollments in all program modalities moving forward.

If we have learned anything from the past few years, it is that all people on this planet are deeply and profoundly connected. Participation in a global education program continues to be one of the most effective ways for students to understand these connections through their lived experience. Our students have continued to demonstrate a remarkable resilience in their pursuit of these experiences in the face of significant challenges. We could not be prouder of them.

**Noah Rost**  
Director





# Table of contents

---

## I. Overview

---

## II. Global Education Office programs

Traditional mobility

Online global learning

---

## III. Scholarships

---

## IV. ASU International Travel Registration System

---



# Overview of ASU global education

## What we do

Here in the Global Education Office, we do more than just study abroad programs.

We are committed to providing comprehensive global education opportunities to students of all backgrounds and interests. In addition to our global education programs, we coordinate all student international travel registration, run a variety of online global learning programs for students, support the Critical Languages Institute and incoming exchange students from universities across the world.

At the Global Education Office, we believe that every student has the potential to be a global citizen, and we are dedicated to helping them realize that potential through transformative learning experiences and meaningful cross-cultural interactions.

# 3,934

## students served

## Participation breakdown

# 1,418



**Traditional mobility**

# 1,211



**Online global learning**

# 1,017



**Travel registration**

# 128



**Critical Languages Institute (CLI)**

# 160



**Incoming exchange**



# Where are Sun Devils going?

**Sun Devils are Global Devils.** Top destinations overall include all locations ASU students traveled to through a GEO program, the International Travel Registration System or the Critical Languages Institute (CLI).



## Top 15 destinations overall

1. **Mexico**
2. **United Kingdom**
3. **Italy**
4. **France**
5. **Spain**
6. **United States**
7. **Ireland**
8. **Germany**
9. **Costa Rica**
10. **South Korea**
11. **Kenya**
12. **Canada**
13. **Netherlands**
14. **United Arab Emirates**
15. **Czech Republic**



# Participation by country

Participation by country includes countries visited through GEO programs, the Critical Languages Institute and the International Travel Registration System.

Country	Participation
United Kingdom	279
Mexico	275
Italy	275
France	227
Spain	222
United States	193
Ireland	116
Germany	109
Costa Rica	76
South Korea	57
Kenya	54
Canada	52
Netherlands	50
United Arab Emirates	49
Czech Republic	46
Kyrgyzstan	44
Israel	41
Singapore	40
Switzerland	32
Colombia	31
Ecuador	31
Austria	30

Country	Participation
Morocco	29
Bahamas	28
Latvia	25
Estonia	24
Iceland	22
South Africa	22
Greece	22
Denmark	21
Croatia	21
Portugal	27
Indonesia	16
Japan	15
Belgium	15
Peru	15
Bermuda	13
Dominican Republic	13
Sweden	13
Guatemala	11
Puerto Rico	11
Bosnia and Herzegovina	11
Cyprus	11
Tanzania	9





# Participation by country

Country	Participation
Jordan	9
Argentina	9
Trinidad and Tobago	9
Taiwan	8
Chile	8
Sierra Leone	7
Malta	7
Namibia	7
Gilbralta	7
Armenia	5
El Salvador	5
Turks and Caicos Islands	5
Saudi Arabia	5
Australia	4
Ghana	3
Guyana	3
India	3
East Timor	3
Brazil	3
Albania	3
Saint Lucia	3
Montenegro	2
Turkey	2

Country	Participation
China	2
Mongolia	2
Bangladesh	2
Hungary	2
Ethiopia	2
Poland	2
Uzbekistan	2
Egypt	1
New Zealand	1
Rwanda	1
Cambodia	1
Georgia	1
Belize	1
Thailand	1
Suriname	1
French Polynesia	1
Qatar	1
Panama	1
Uruguay	1
Azerbaijan	1
Nepal	1
Canary Islands	1
Romania	1
Russia	1



# All GEO programs participation demographics

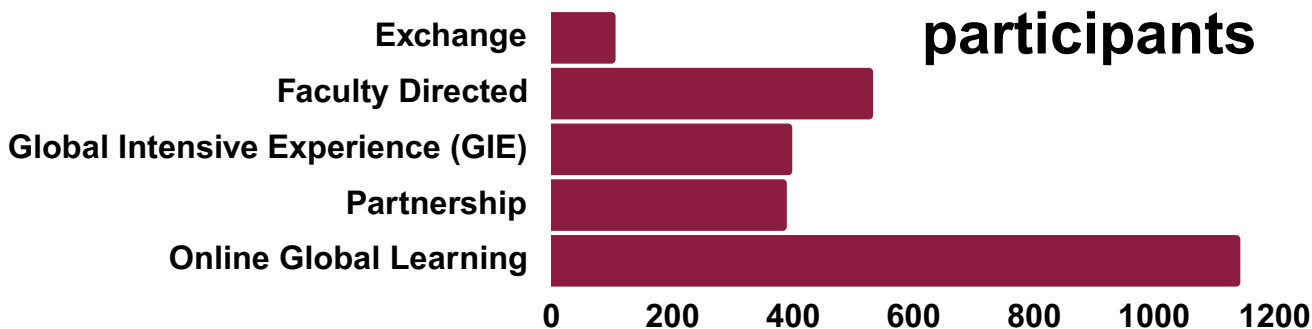
The Global Education Office facilitates a wide variety of global education programs to meet the differing needs of ASU's diverse student body. Over 300 programs are offered ranging from studying abroad for a semester, ASU faculty-led programs, international internships, to online global learning programs.

All programs are designed to help students gain a global perspective that will benefit them throughout their academic and professional career.

*Students were counted once for demographic information, even if they participated in more than one program.*

# 2,629

## program participants



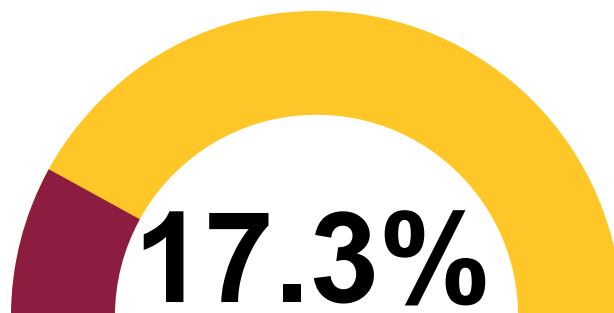
# 32.8%

## of participants



## are Pell eligible.

Comparatively, ASU has a 35.5% Pell eligibility.

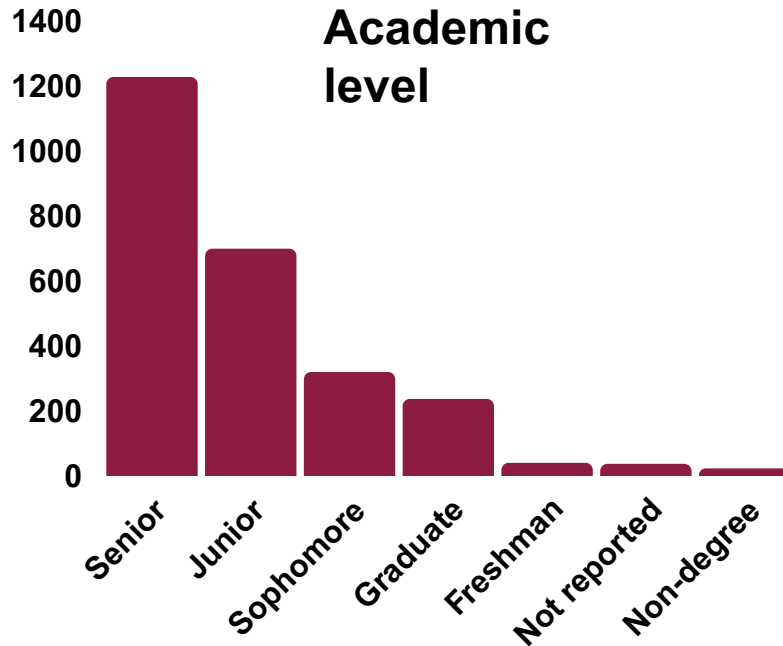


## of participants are first-generation college students.

Comparatively, ASU is 33.8% first-generation college students.

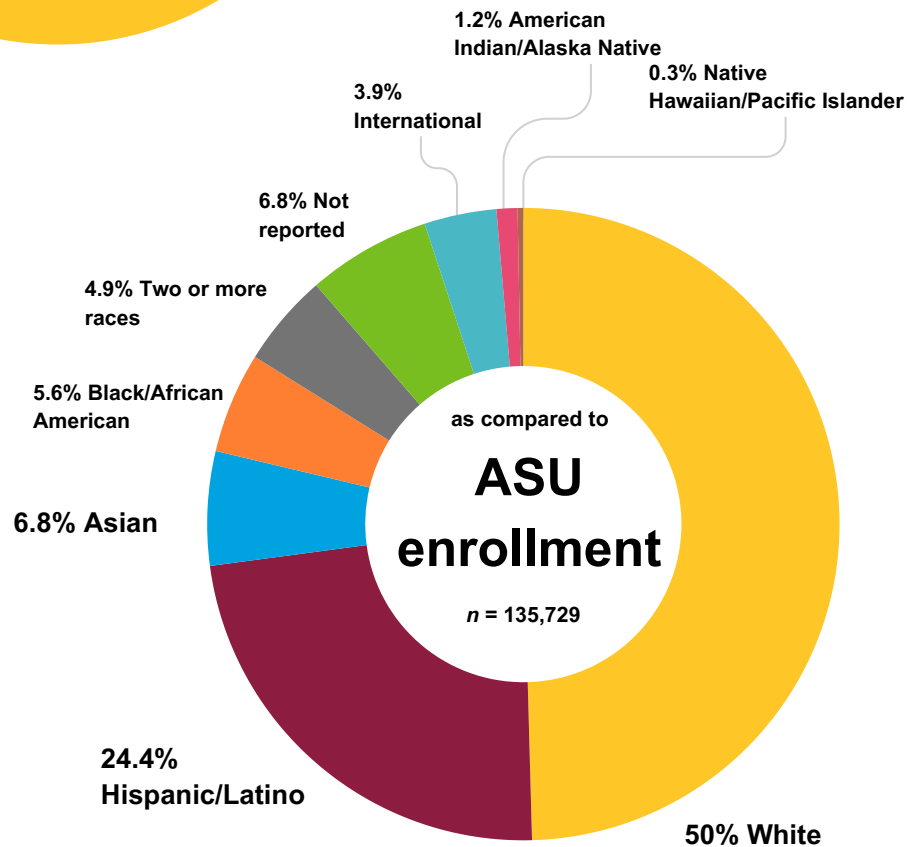
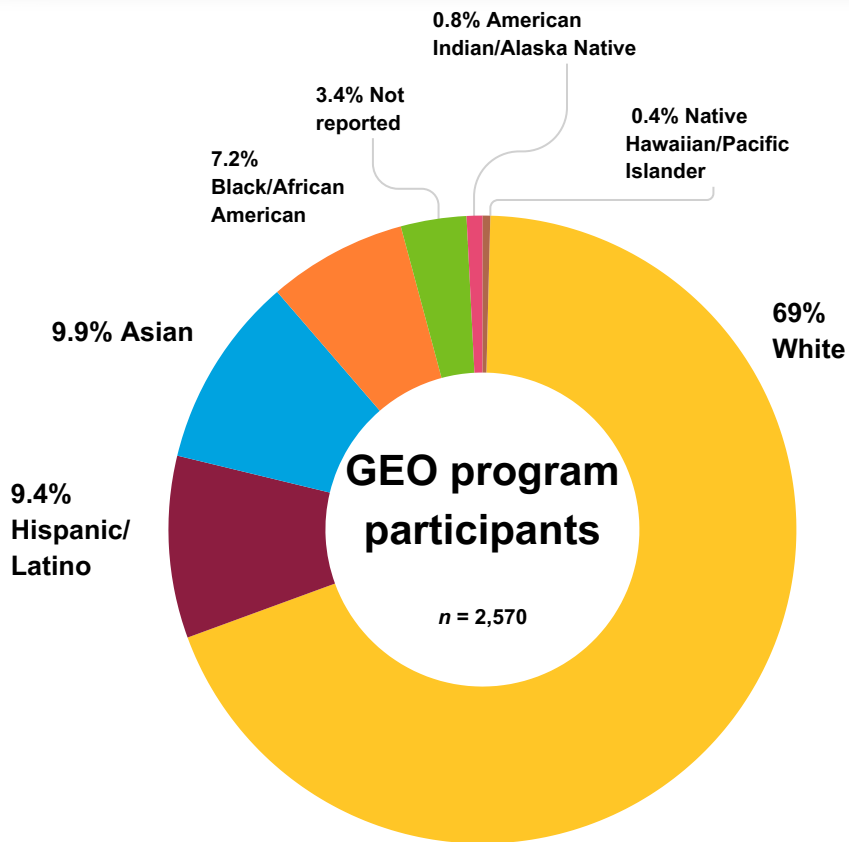


# All GEO programs participation demographics



College	GEO enrollment	Participation relative to college enrollment
The College of Liberal Arts and Sciences	722	2.4%
W.P. Carey School of Business	516	2.8%
Ira A. Fulton Engineering	339	1.3%
College of Integrative Sciences and Arts	170	2.3%
Herberger Institute for Design and the Arts	150	2.2%
Thunderbird School of Global Management	131	10.9%
New College of Interdisciplinary Arts and Sciences	100	1.2%
Walter Cronkite School of Journalism and Mass Communication	82	3.1%
Watts College of Public Service and Community Solutions	79	1.1%
College of Health Solutions	79	1.1%
College of Global Futures	65	4.3%
Mary Lou Fulton Teachers College	39	0.5%
Edson College of Nursing and Health Innovation	34	0.6%
Non-degree	26	5.1%
University College	5	0.6%
Sandra Day O'Connor College of Law	3	0.2%

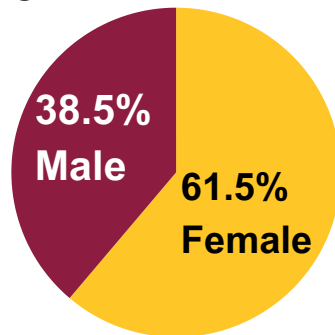
# All GEO programs participation demographics





# All GEO programs participation demographics

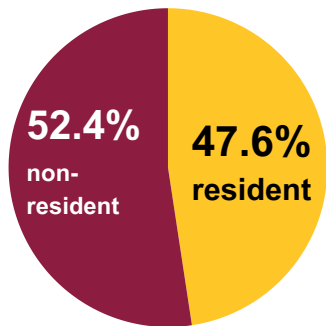
## Gender \*



Comparatively, ASU is 50.3% male and 49.7% female.

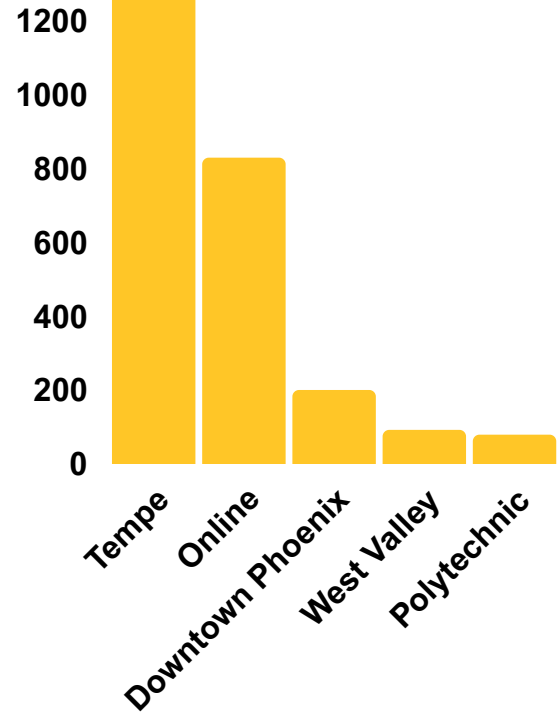
*\*gender assigned at birth*

## Residency



Comparatively, ASU is 37.1% non-resident and 62.9% resident.

## By campus



# ASU Online

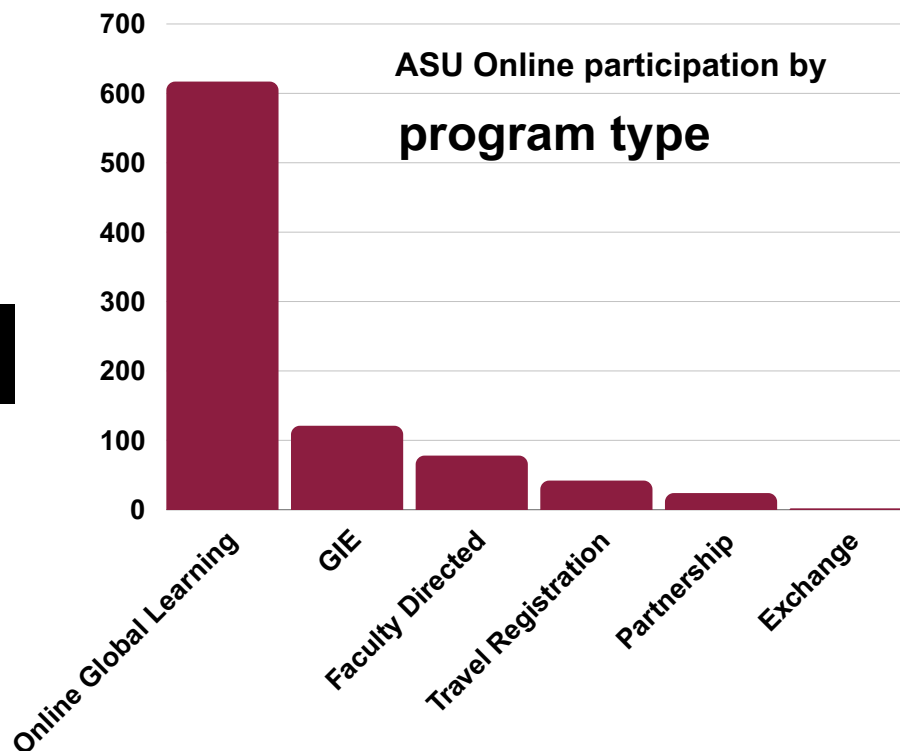
## Overall participation

# 887

## ASU Online

student served

## ASU Online participation by program type

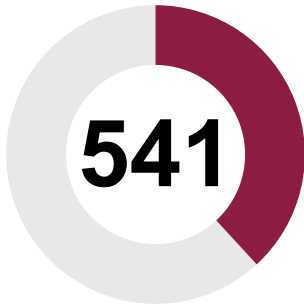


# Traditional mobility at ASU

## What is traditional mobility?

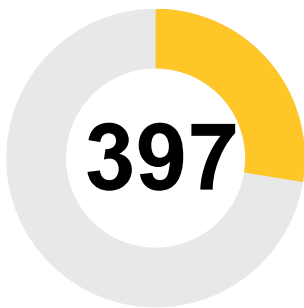
Traditional mobility programs represent what most people think of as study abroad. Intentionally designed and carefully curated, GEO facilitates 300+ programs to meet the needs of every ASU student. Programs come in all shapes and sizes, and include study abroad, domestic study away, internships, research and service learning.

## Program types



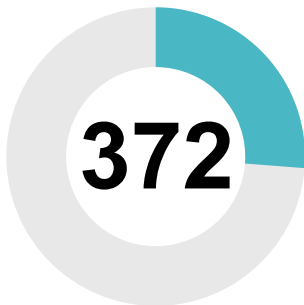
### Faculty Directed

Faculty Directed programs are led by ASU faculty for Sun Devils, typically occurring during the summer. Students receive pre-determined ASU credit(s), and study a specific topic to expand learning beyond the classroom.



### Partnership

Partnership programs are longer-term programs students can participate in, ranging from 6-18 weeks during the summer or semester. Students receive ASU credit based on course equivalencies, and receive on-site support from a partner organization.



### Global Intensive Experience

Global Intensive Experiences (GIE) are the shortest program option, lasting 7-12 days over academic breaks. Students travel with ASU faculty to take a deep dive into a specific topic. GIEs can also be a part of a semester course at ASU.



### Exchange

Exchange programs are the most traditional and immersive study abroad experience. Students are part of a reciprocal exchange program and spend a semester abroad enrolled at a local university. Incoming exchange students spend a semester at ASU.

# 1,418

Total participants

---

# 160

Total incoming exchange students

---

# 114

International exchange students

# 46

Domestic exchange students

# Traditional mobility

## Top 15 destinations

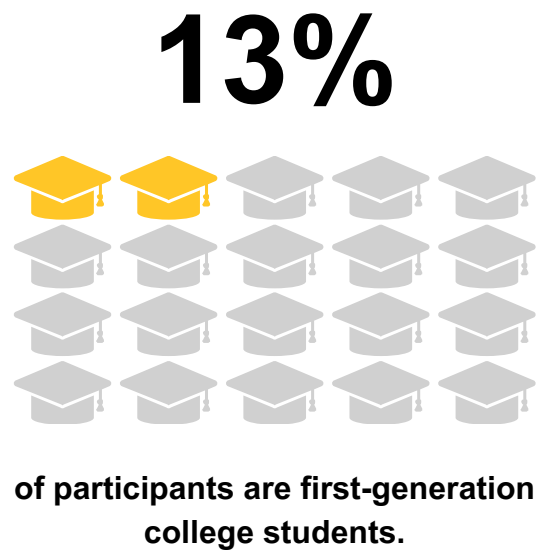
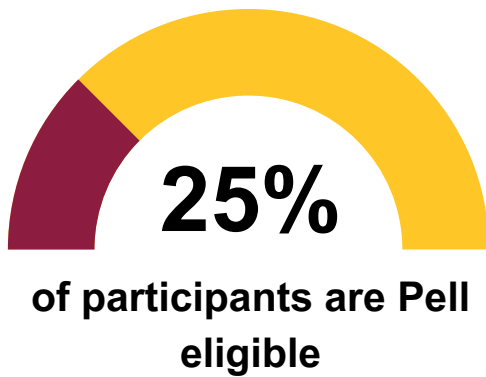
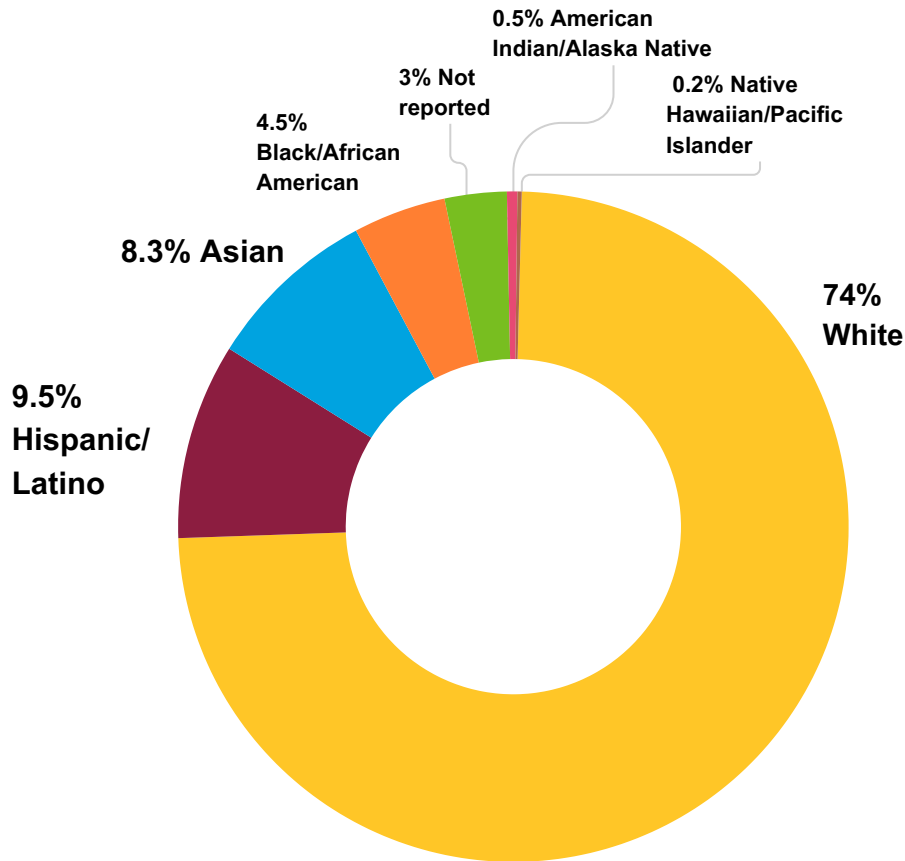


### Top 15 destinations for traditional mobility

- 
1. Italy
  2. United Kingdom
  3. Spain
  4. France
  5. United States
  6. Germany
  7. Ireland
  8. Costa Rica
  9. Czech Republic
  10. South Korea
  11. Mexico
  12. Israel
  13. Singapore
  14. United Arab Emirates
  15. Switzerland

# Traditional mobility participation demographics

## Enrollment by ethnicity



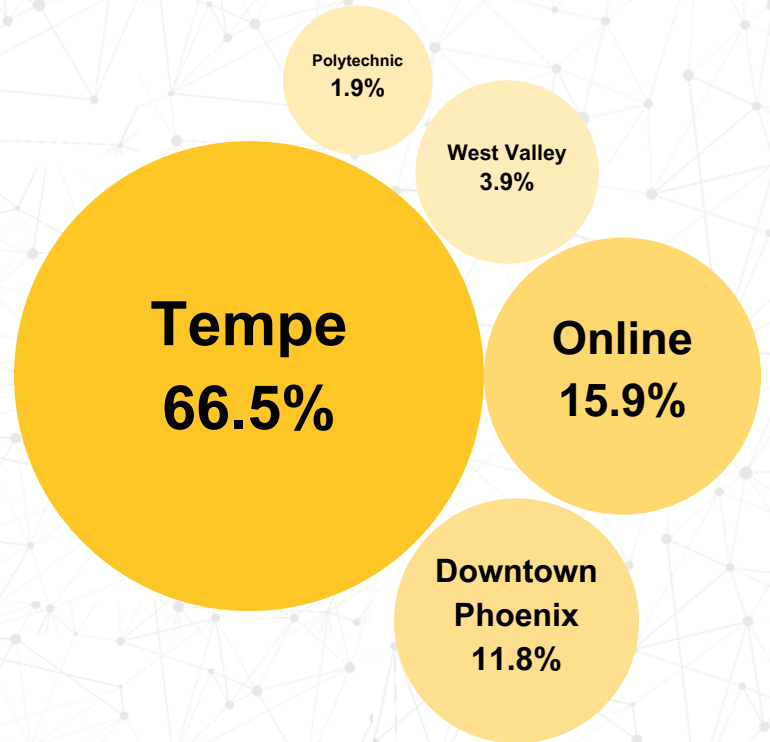
*Students were counted once for demographic information, even if they participated in more than one program.*



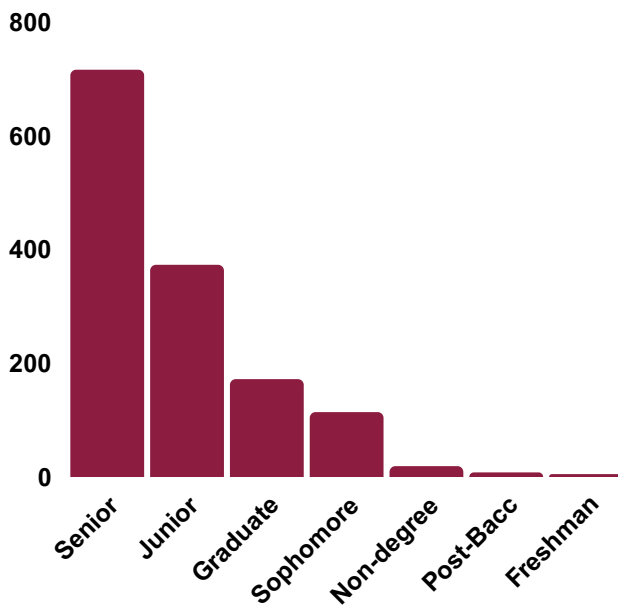
# Traditional mobility participation demographics

## By campus

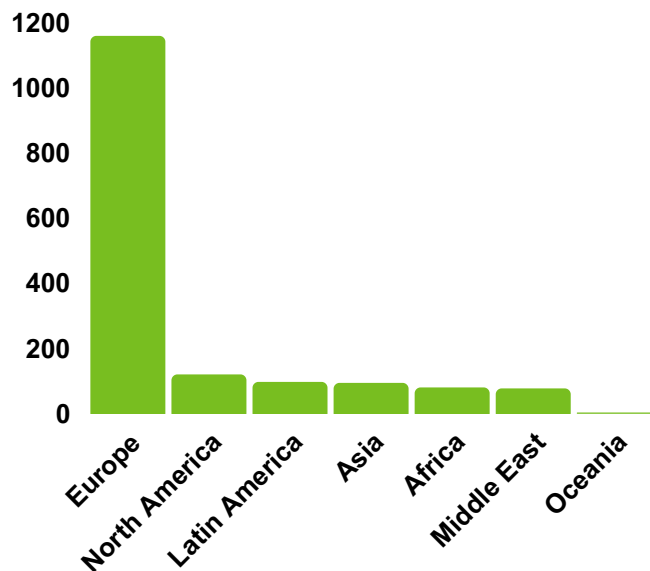
Any ASU student has the opportunity to participate on a Global Education program, including ASU Online students. While the Global Education Office is located on the Tempe campus, we support all ASU students from every campus.



## Academic level

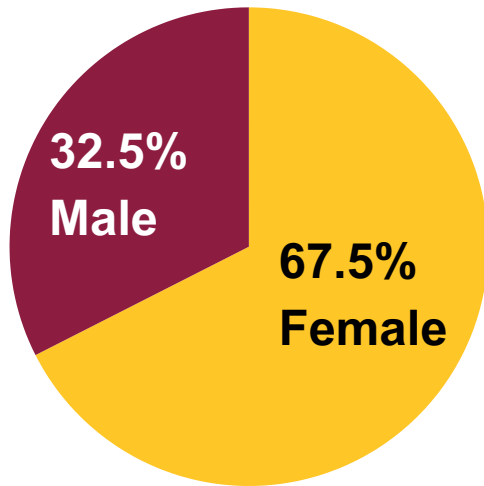


## Study abroad by region

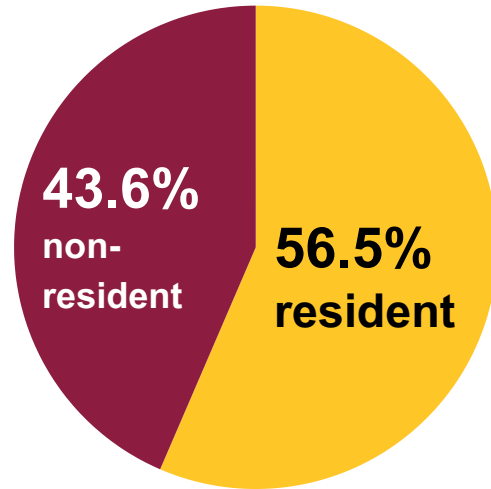


# Traditional mobility participation demographics

## Gender



## Residency



# Traditional mobility participation demographics

## Enrollment by academic college

College	GEO enrollment	Participation relative to college enrollment
The College of Liberal Arts and Sciences	468	1.5%
W.P. Carey School of Business	324	1.8%
Herberger Institute for Design and the Arts	94	1.4%
Ira A. Fulton Schools of Engineering	90	0.3%
Thunderbird School of Global Management	84	7%
Watts College of Public Service and Community Solutions	60	0.8%
College of Health Solutions	49	0.7%
College of Integrative Sciences and Arts	44	0.6%
New College of Interdisciplinary Arts and Sciences	41	0.5%
College of Global Futures	39	2.6%
Walter Cronkite School of Journalism and Mass Communications	34	1.3%
Mary Lou Fulton Teachers College	27	0.3%
Edson College of Nursing & Health Innovation	25	0.4%
Non-degree	22	4.3%
Sandra Day O'Connor College of Law	1	0.1%
University College	1	0.1%

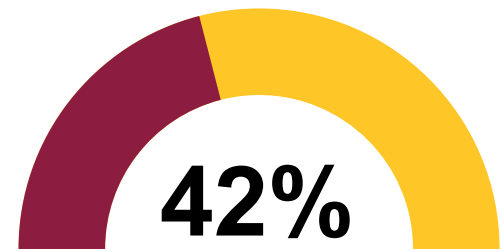


**253**

**Barrett  
students**



# Online global learning programs



of participants are Pell eligible

## What are online global learning programs?

The ASU Global Education Office offered online global learning programs starting in 2020, and student interest continues. Online global learning programs open up global education experiences as an option for more ASU students regardless of their background.

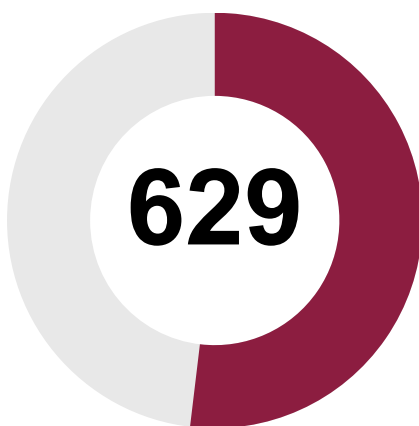
As seen in the following data, online global learning programs are a popular global learning option for a more diverse group of students than traditional mobility. It limits the barriers and obstacles to a global education experience, to allow more students to participate.

The programs are designed to be career-readiness tools. Students can participate in remote global internships with companies worldwide to gain hands-on international work experience or join skill-based learning courses to support student's future careers.

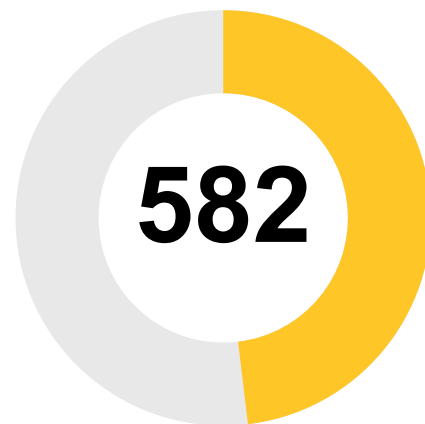
**1,211**

participants in online global learning programs.

Online global learning programs are not limited to students only in ASU Online, but to all students regardless of physical ASU campus. While many participants are ASU Online, student participation from all campuses is demonstrated.



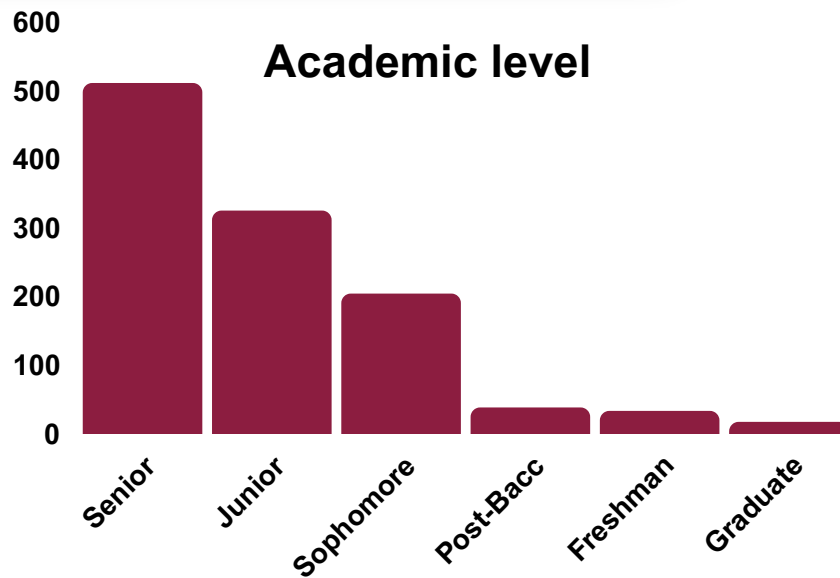
ASU Online



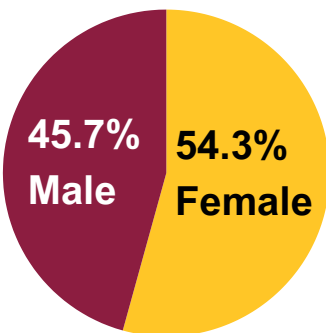
Immersion



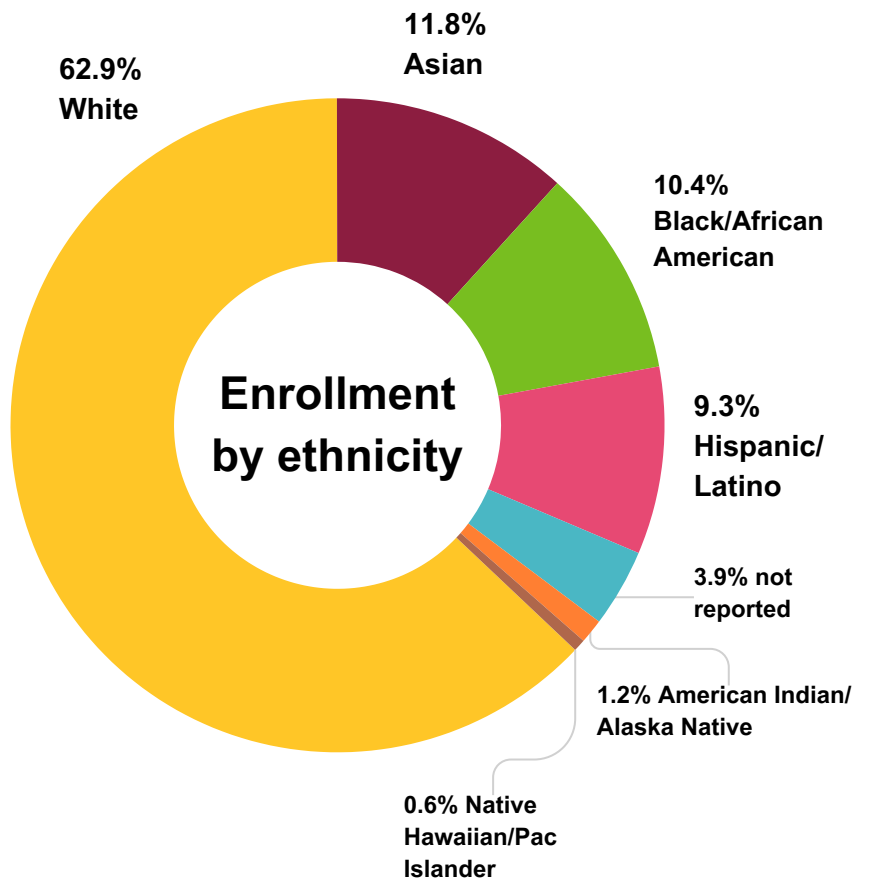
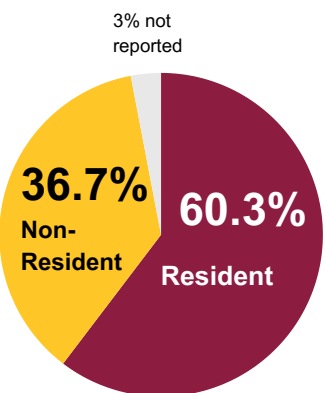
# Online global learning programs



## Gender



## Residency



Students were counted once for demographic information, even if they participated in more than one program.

# Scholarships for global education

The Global Education Office offers scholarships and financial aid to help make global learning experiences more accessible to all students.


Students received over

**\$560K**

in scholarships for 2021-2022.

**260**

\$



scholarships awarded

**8.5%**



of participants were awarded a scholarship.

# Scholarships for global education



I went on my study abroad program expecting to grow academically but was pleasantly surprised to find that — through conversations with others and reflective journaling — I walked away with a brand-new understanding of what it means to be a global citizen. This intensive, immersive experience brought to light the variety of perspectives that fill the world and how exposure to such diversity only enriches our experiences.

Zachary Van Tol received a Go Global Grant to use towards his global education program.



## Scholarship sources

GEO funded

**173**

scholarships.

**\$143K**

Providers funded

**58**

scholarships.

**\$256K**

Donors funded

**29**

scholarships.

**\$163K**

# Travel Registration demographics

## International Travel Registration System

The Global Education Office manages ASU's International Travel Registration System, providing support to ASU faculty, staff and students who travel outside the United States for a variety of ASU-related international activities. These activities include: participation in a conference, athletic competitions, any travel in which an ASU student receives credit or is with an ASU student organization.

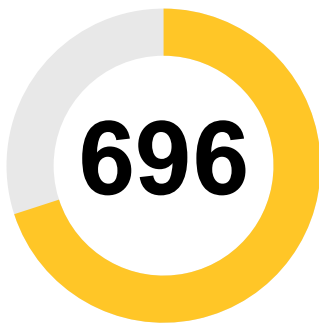
Registered travelers have access to GEO's travel intelligence resources, international insurance policy and 24/7 emergency support – just like participants in GEO programs.

**1,017**

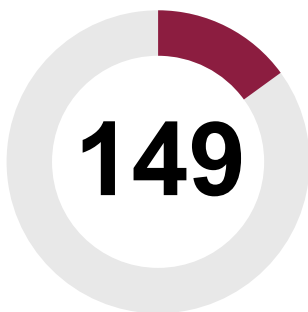
**served**

*Participants in the International Travel Registration system are made up of students, faculty and staff of Arizona State University. Information regarding campus and academic level only constitutes student information.*

### By academic level

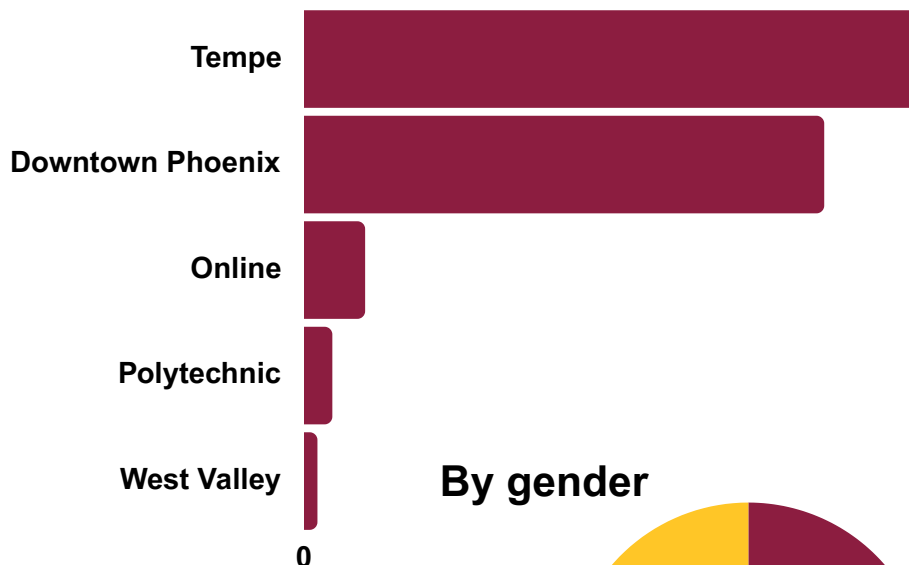


**Graduate**

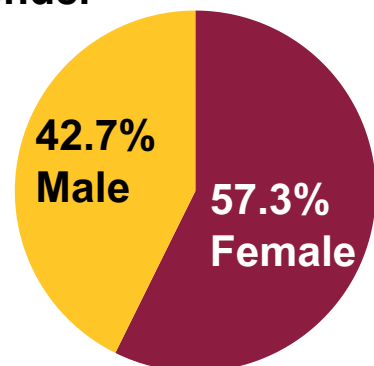


**Undergraduate**

### Participation by campus



### By gender





# Travel Registration demographics

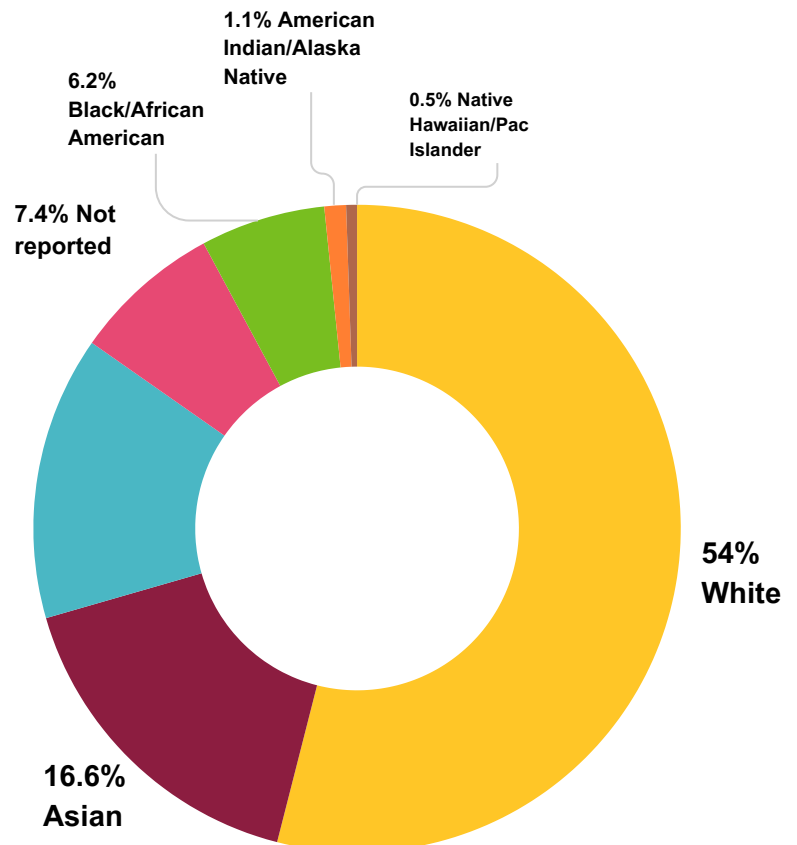
## Participation by academic college

College	Participation
Thunderbird School of Management	313
The College of Liberal Arts and Sciences	226
Ira A. Fulton Schools of Engineering	80
Not reported	77
W.P. Carey School of Business	70
Walter Cronkite School of Journalism and Communication	32
College of Global Futures	28
Watts College of Public Service and Community Solutions	22
College of Integrative Sciences and Arts	18
Herberger Institute of Design and the Arts	15
College of Health Solutions	12
Sandra Day O'Connor College of Law	9
Mary Lou Fulton Teachers College	8
Non-degree	9
Edson College of Nursing and Health Innovation	6
New College of Interdisciplinary Arts and Sciences	5

Students were counted once for demographic information, even if they participated in more than one program.

**14.2%  
Hispanic/  
Latino**

## Participation by ethnicity



## Top 15 destinations:

1. Mexico
2. United Kingdom
3. Ireland
4. Canada
5. United States
6. France
7. Germany
8. Kenya
9. Netherlands
10. Colombia
11. Bahamas
12. Costa Rica
13. Spain
14. Italy
15. United Arab Emirates

**2021-2022 Enrollment  
Report**

---



**Your world. Your **choice.****