

# 2022-2023

## Arizona State University Global Education Office


# Enrollment Report



Your world. Your **choice.**

 [goglobal.asu.edu](https://goglobal.asu.edu)

 [goglobal@asu.edu](mailto:goglobal@asu.edu)

 480-965-5965

# A Note from the Director

## A year of innovation and growth

The 2022-2023 academic year witnessed a full return to pre-pandemic enrollment levels for traditional study abroad and the continued popularity of online global learning programs. Traditional study abroad grew ~50% over the 2021-2022 academic year once gain crossing the 2,000 student threshold. In total, the Global Education Office (GEO) served a population in excess of 4,500 students across all modalities and program types.

In fall 2022 GEO launched the innovative Global Flex Program which is designed to address one of the fundamental challenges students face when they want to study abroad – curriculum. Many students want to study abroad but are limited by the courses available that they need to graduate on schedule. By leveraging ASU's robust online course catalog, the Global Flex programs provides students from all majors the opportunity to combine in-person course work and/or an internship delivered in one of the 15 destination cities on five different continents with the ASU online courses necessary for them to stay on track to graduate. Students also have an option to enroll in all ASU online courses during their time abroad while still being able to take advantage of the full suite of student services and co-curricular programming offered by a traditional study abroad program. Global Flex therefore significantly reduces the curricular challenge as students are now only academically limited by what is not offered in an ASU online teaching environment. The Global Flex program is positioned to become one of ASU's signature global education offerings moving forward.

Also notable was the return of custom programming to pre-pandemic levels. Long a staple of ASU global education offerings, custom programs (faculty-directed and global intensive experiences) were slower to rebound than other program types. The 2022-2023 academic year saw a full rebound in this popular programming. However, through careful management, curation and stewardship, the cancellation rate for custom program programs dropped to only 11% from a pre-pandemic high of 39%. This was an important efficiency gain for GEO and a testament to the hard work of our dedicated faculty leaders and diligent team members.

The financial situation in GEO also improved allowing us to increase the amount allocated to student scholarships. In the 2022-2023 academic year GEO awarded over \$600,000 in scholarships which represented a significant increase from pre-pandemic levels that hovered near \$250,000. This scholarship funding is an important driver to improving diversity and broader enrollments.

Overall, the 2022-2023 academic year demonstrated that GEO is moving forward into the future with a strong commitment to access, innovation and creativity that will continue to propel ASU global education forward and serve as a model for other higher education institutions.

**Noah Rost**  
Director



# Table of contents

---

## I. Overview

---

## II. Global Education Office programs

Traditional mobility

Online global learning

---

## III. Scholarships

---

## IV. ASU International Travel Registration System

---



# Overview of ASU global education

## What we do

Here in the Global Education Office, we do more than just study abroad programs.

We are committed to providing comprehensive global education opportunities to students of all backgrounds and interests. In addition to our global education programs, we coordinate all student international travel registration, run a variety of online global learning programs for students, support the Critical Languages Institute and incoming exchange students from universities across the world.

At the Global Education Office, we believe that every student has the potential to be a global citizen, and we are dedicated to helping them realize that potential through transformative learning experiences and meaningful cross-cultural interactions.

**4,565**

**students served**


## Participation breakdown

**2,123**



**Traditional mobility**

**1,161**




**Online global learning**

**1,024**




**Travel registration**

**102**



**Critical Languages Institute (CLI)**

**155**



**Incoming exchange**

# Where are Sun Devils going?

**Sun Devils are Global Devils.** Top destinations overall include all locations ASU students traveled to through a GEO program, the International Travel Registration System or the Critical Languages Institute (CLI).



## Top 15 destinations overall

1. Spain
2. Italy
3. United Kingdom
4. France
5. Germany
6. United States
7. Mexico
8. Ireland
9. Costa Rica
10. Japan
11. Canada
12. Colombia
13. Australia
14. South Korea
15. Guatemala

# Participation by country

Participation by country includes countries visited through GEO programs, the Critical Languages Institute and the International Travel Registration System.

Country	Participation	Country	Participation
Spain	391	Czech Republic	34
Italy	341	Dominican Republic	33
United Kingdom	242	Argentina	33
France	230	India	32
Germany	204	Israel	31
United States	198	Norway	29
Mexico	161	Denmark	29
Ireland	145	Singapore	28
Costa Rica	136	South Africa	28
Japan	114	Brazil	26
Canada	95	Portugal	25
Colombia	83	Trinidad and Tobago	24
Australia	75	Taiwan	23
South Korea	58	Morocco	22
Kenya	56	Iceland	21
Guatemala	51	Poland	21
Switzerland	45	Cyprus	21
Netherlands	43	Thailand	20
Kyrgyzstan	42	Belize	19
New Zealand	41	Cuba	19
Greece	39	Finland	19
Vietnam	38	Panama	18
United Arab Emirates	36	Ecuador	18



# Participation by country

Country	Participation
Ghana	17
Indonesia	16
Antarctica	14
Malta	14
Austria	13
Macedonia	12
El Salvador	12
China	10
Bermuda	10
Chile	9
Egypt	9
Puerto Rico	7
Namibia	7
Armenia	6
Ethiopia	6
Saudi Arabia	5
Malawi	5
Botswana	5
Sweden	4
Belgium	4
Uzbekistan	3
Grenada	3
Bahamas	3
Bosnia and Herzegovina	3

Country	Participation
Malaysia	3
Hong Kong	3
Rwanda	3
Pakistan	2
Peru	2
Barbados	2
Philippines	2
Georgia	2
Hungary	2
Montenegro	2
Mongolia	1
Kazakhstan	1
Macau	1
Suriname	1
Albania	1
Guyana	1
Tanzania	1
Cambodia	1
Estonia	1
Azerbaijan	1
Saint Lucia	1
Turkey	1
Turks and Caicos Islands	1



# All GEO programs participation demographics

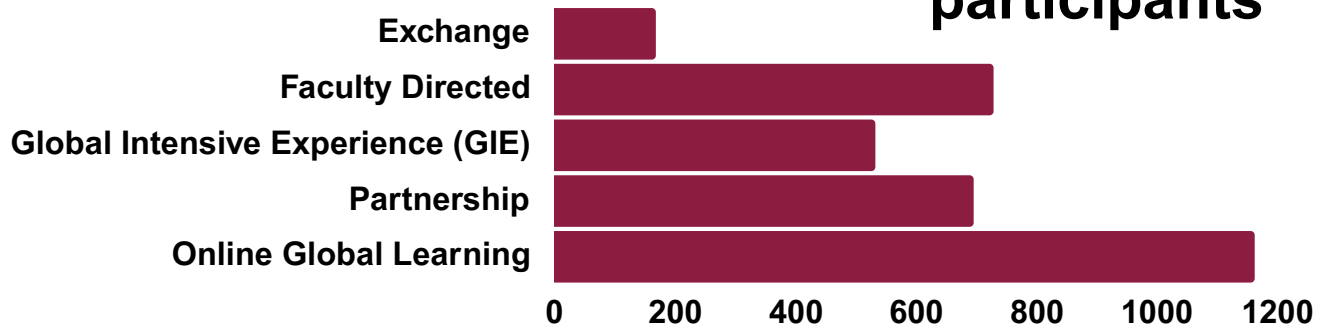
The Global Education Office facilitates a wide variety of global education programs to meet the differing needs of ASU's diverse student body. Over 300 programs are offered ranging from studying abroad for a semester, ASU faculty-led programs, international internships, to online global learning programs.

All programs are designed to help students gain a global perspective that will benefit them throughout their academic and professional career.

*Students were counted once for demographic information, even if they participated in more than one program.*

# 3,284

## program participants



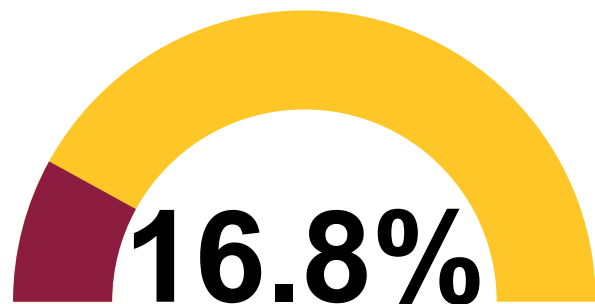
# 31%

## of participants



## are Pell eligible.

Comparatively, ASU has a 33.8% Pell eligibility.

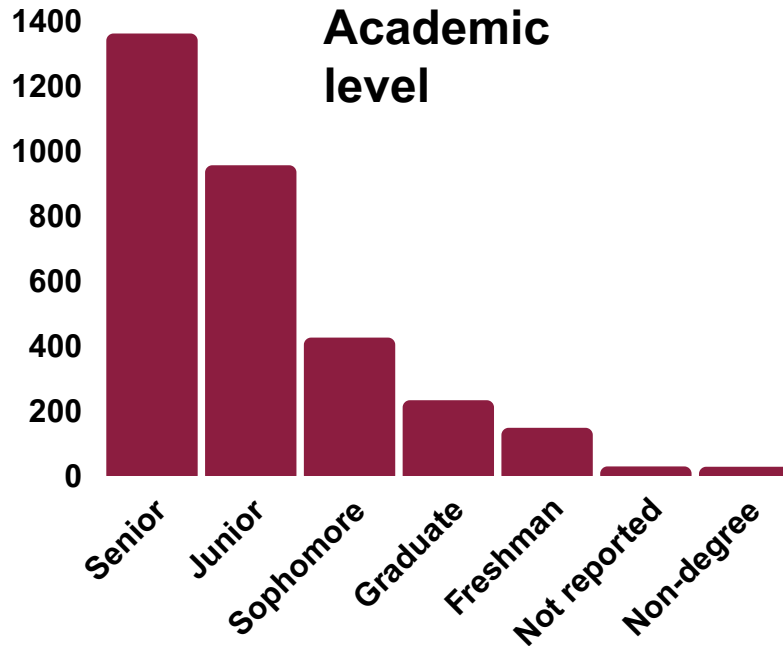


## of participants are first-generation college students.

Comparatively, ASU is 33.5% first-generation college students.

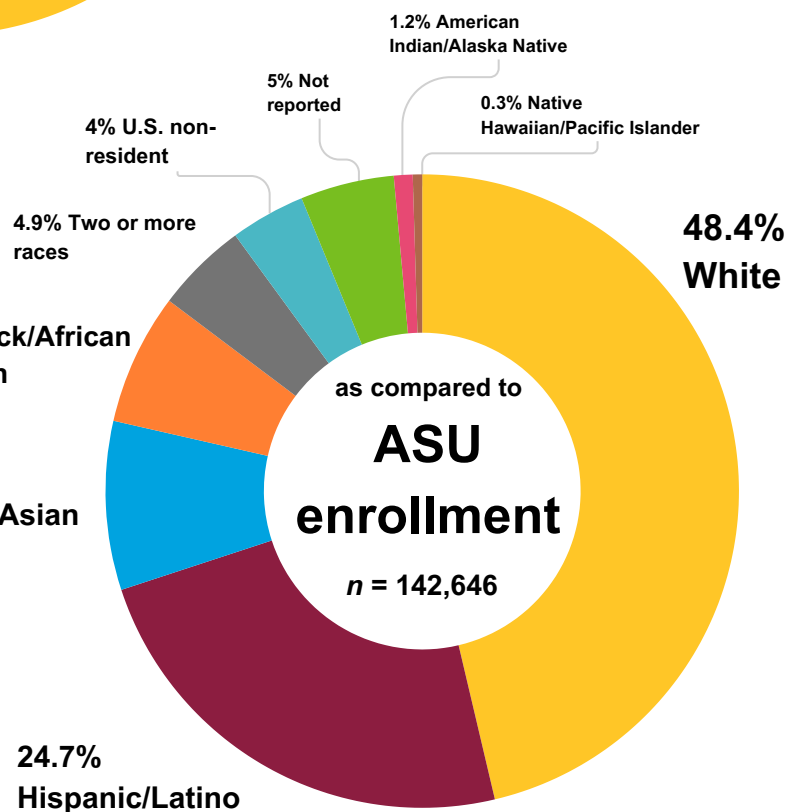
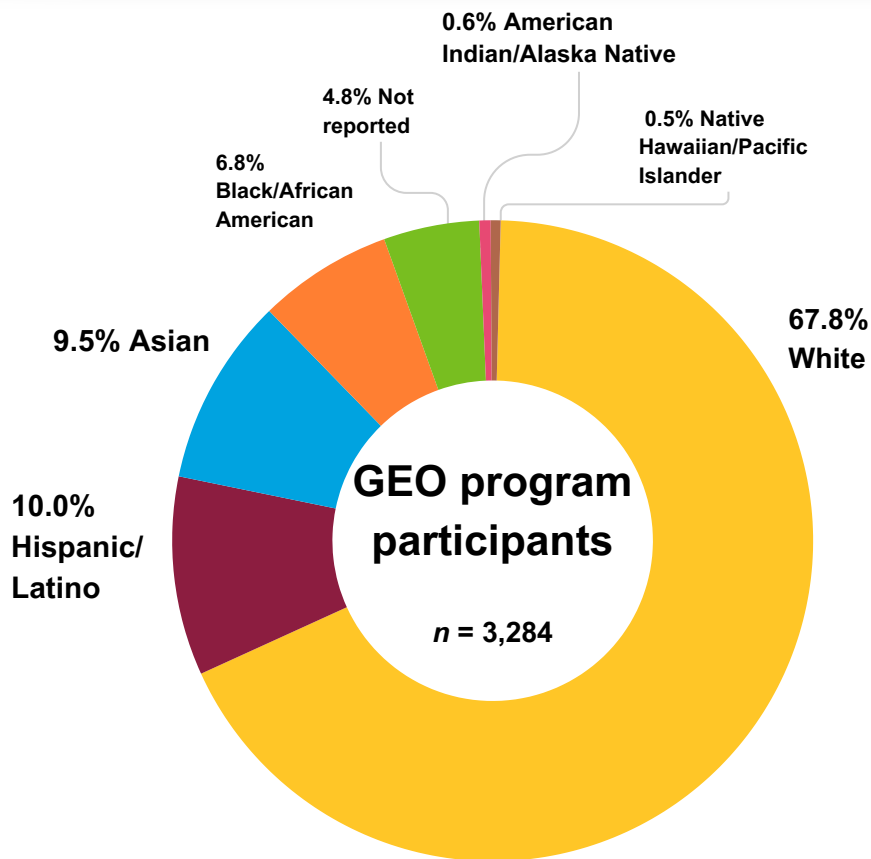


# All GEO programs participation demographics



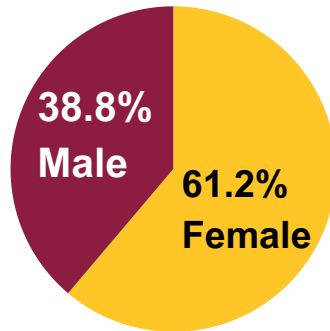
College	GEO enrollment	Participation relative to college enrollment
The College of Liberal Arts and Sciences	873	2.8%
W.P. Carey School of Business	723	3.6%
Ira A. Fulton Schools of Engineering	444	1.5%
Herberger Institute for Design and the Arts	185	2.3%
College of Integrative Sciences and Arts	177	2.1%
Thunderbird School of Global Management	151	12.9%
College of Health Solutions	119	1.7%
New College of Interdisciplinary Arts and Sciences	116	1.3%
Walter Cronkite School of Journalism and Mass Communication	97	3.7%
Watts College of Public Service and Community Solutions	97	1.5%
College of Global Futures	88	6.5%
Edson College of Nursing and Health Innovation	43	0.8%
Mary Lou Fulton Teachers College	36	0.5%
Sandra Day O'Connor College of Law	9	0.6%
University College	5	0.5%
Non-degree	4	1.8%
Graduate College	3	1.0%

# All GEO programs participation demographics



# All GEO programs participation demographics

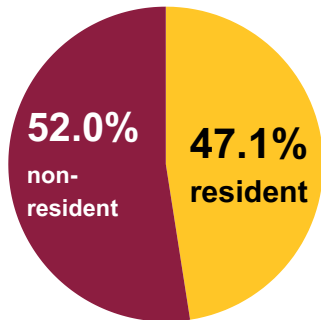
## Gender\*



Comparatively, ASU is 45.0% male and 55.0% female.

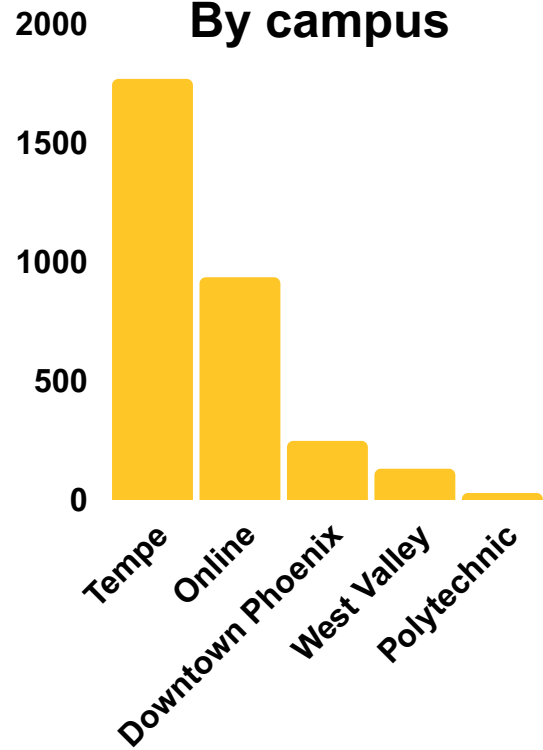
\*gender assigned at birth

## Residency



Comparatively, ASU is 41.4% non-resident and 58.6% resident.

## By campus



# ASU Online

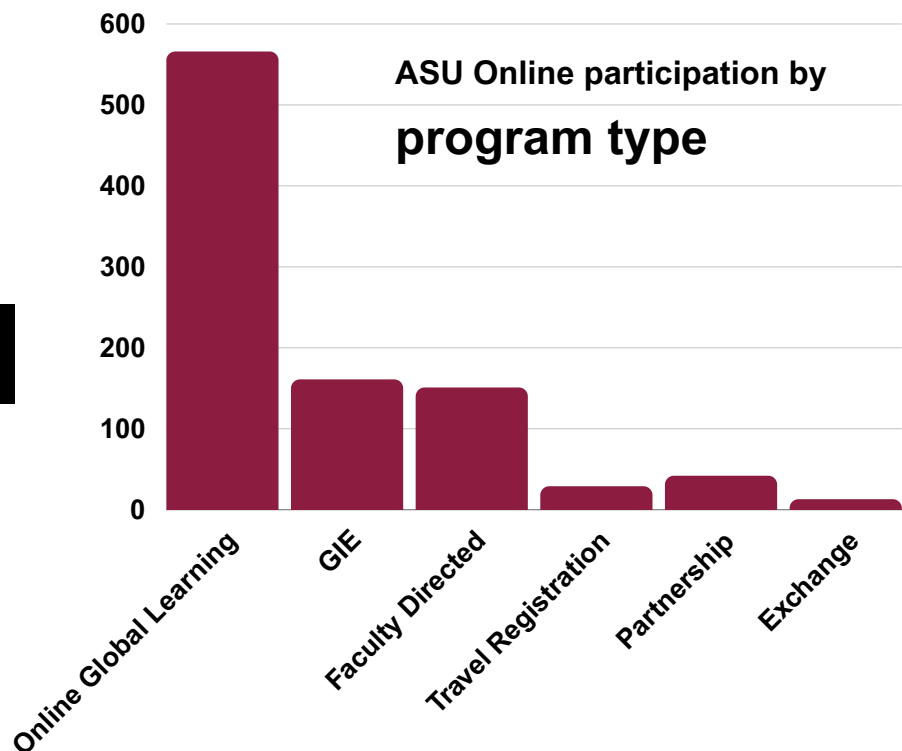
## Overall participation

# 933

## ASU Online

student served

## ASU Online participation by program type

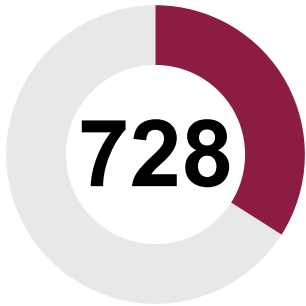


# Traditional mobility at ASU

## What is traditional mobility?

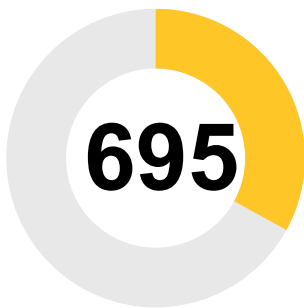
Traditional mobility programs represent what most people think of as study abroad. Intentionally designed and carefully curated, GEO facilitates 300+ programs to meet the needs of every ASU student. Programs come in all shapes and sizes, and include study abroad, domestic study away, internships, research and service learning.

## Program types



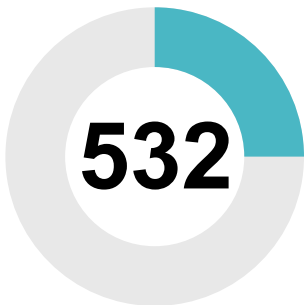
### Faculty Directed

Faculty Directed programs are led by ASU faculty for Sun Devils, typically occurring during the summer. Students receive pre-determined ASU credit(s), and study a specific topic to expand learning beyond the classroom.



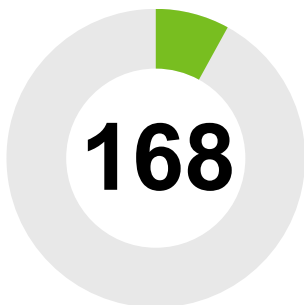
### Partnership

Partnership programs are longer-term programs students can participate in, ranging from 6-18 weeks during the summer or semester. Students receive ASU credit based on course equivalencies, and receive on-site support from a partner organization.



### Global Intensive Experience

Global Intensive Experiences (GIE) are the shortest program option, lasting 7-12 days over academic breaks. Students travel with ASU faculty to take a deep dive into a specific topic. GIEs can also be a part of a semester course at ASU.



### Exchange

Exchange programs are the most traditional and immersive study abroad experience. Students are part of a reciprocal exchange program and spend a semester abroad enrolled at a local university. Incoming exchange students spend a semester at ASU.

# 2,123

Total participants

---

# 160

Total incoming exchange students

---

# 125

International exchange students

# 46

Domestic exchange students

# Traditional mobility

## Top 15 destinations



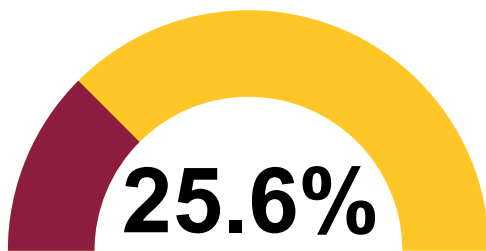
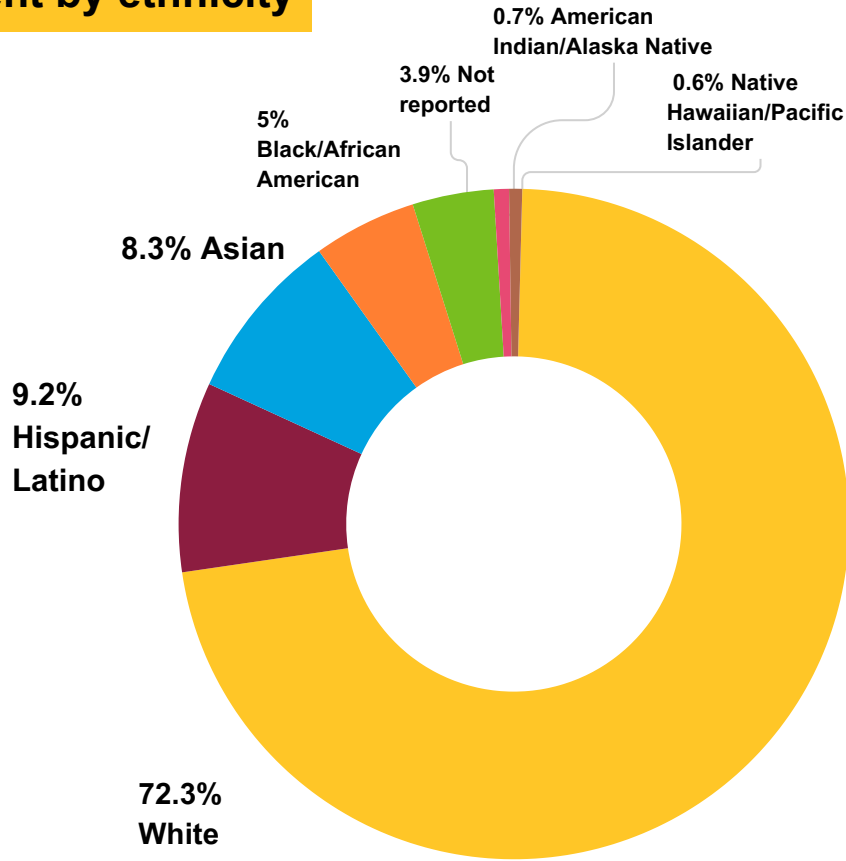
### Top 15 destinations for traditional mobility

1. Spain
2. Italy
3. United Kingdom
4. France
5. Ireland
6. Germany
7. United States
8. Costa Rica
9. Japan
10. Australia
11. South Korea
12. Vietnam
13. Switzerland
14. Argentina
15. Netherlands

# Traditional mobility participation demographics

Students were counted once for demographic information, even if they participated in more than one program.

## Enrollment by ethnicity



of participants are Pell eligible

**16.3%**



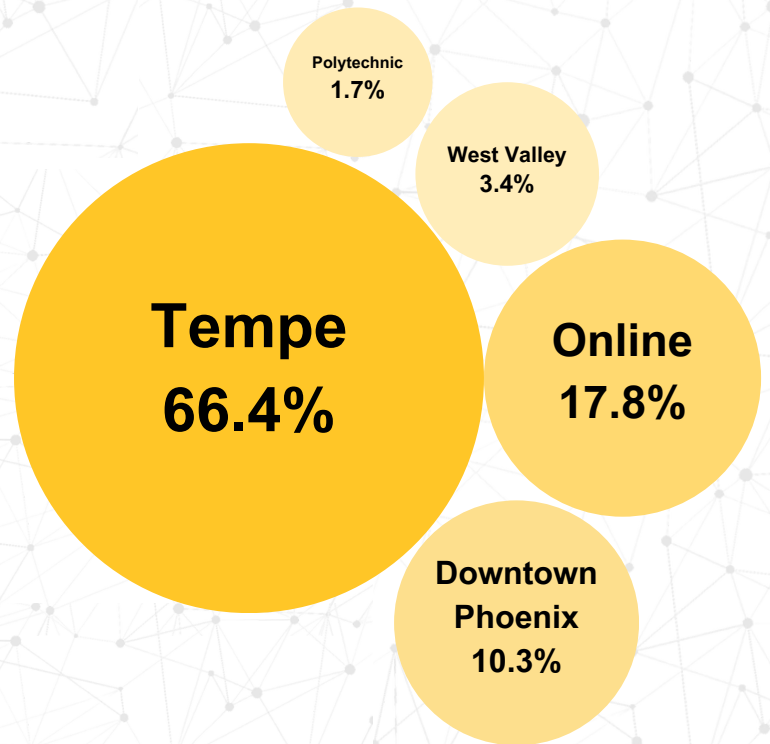
of participants are first-generation college students.

Students were counted once for demographic information, even if they participated in more than one program.

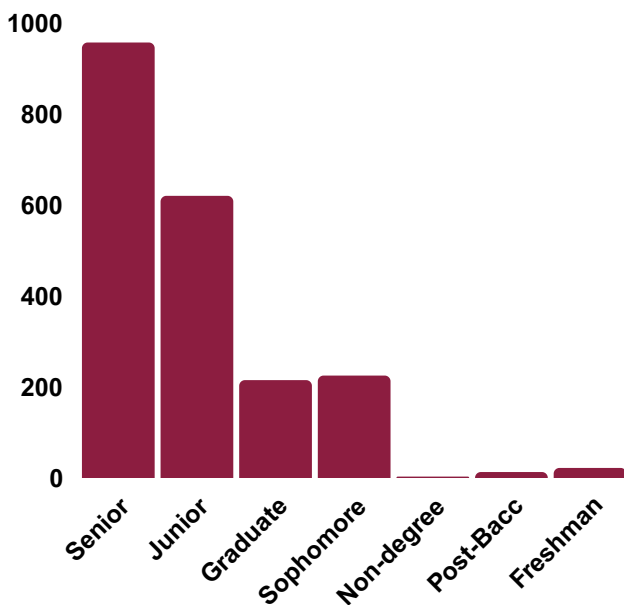
# Traditional mobility participation demographics

## By campus

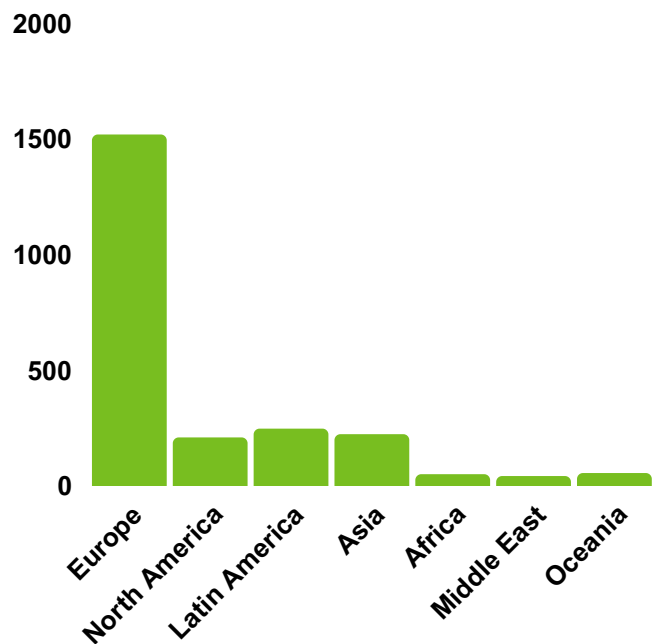
Any ASU student has the opportunity to participate on a Global Education program, including ASU Online students. While the Global Education Office is located on the Tempe campus, we support all ASU students from every campus.



## Academic level

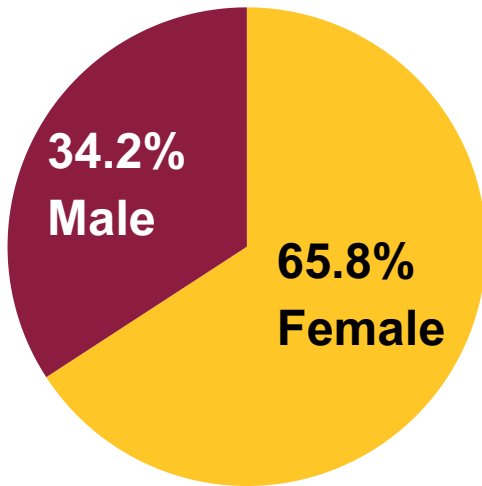


## Study abroad by region

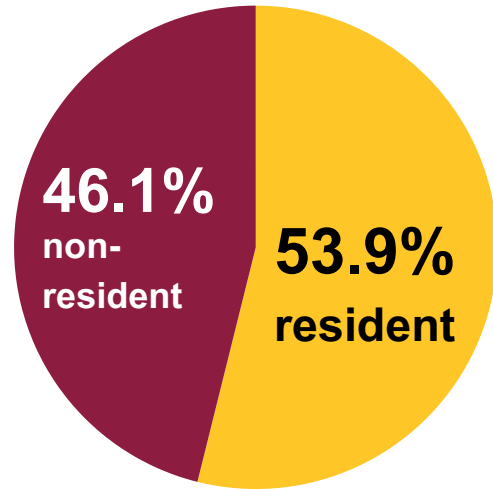


# Traditional mobility participation demographics

## Gender



## Residency





# Traditional mobility participation demographics

## Enrollment by academic college

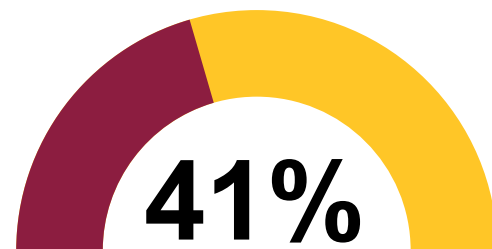
College	GEO enrollment	Participation relative to college enrollment
The College of Liberal Arts and Sciences	652	2.1%
W.P. Carey School of Business	509	2.7%
Ira A. Fulton Schools of Engineering	197	0.7%
Herberger Institute for Design and the Arts	138	1.7%
Thunderbird School of Global Management	84	7.1%
Watts College of Public Service and Community Solutions	83	1.3%
College of Health Solutions	79	1.1%
College of Integrative Sciences and Arts	73	0.9%
College of Global Futures	57	4.2%
New College of Interdisciplinary Arts and Sciences	55	0.6%
Walter Cronkite School of Journalism and Mass Communications	54	2.0%
Edson College of Nursing and Health Innovation	34	0.6%
Mary Lou Fulton Teachers College	33	0.4%
Sandra Day O'Connor College of Law	9	0.6%
Non-degree	3	1.4%
University College	2	0.2%
Graduate College	2	0.6%



**474**

**Barrett  
students**

# Online global learning programs



of participants are Pell eligible

## What are online global learning programs?

The ASU Global Education Office offered online global learning programs starting in 2020, and student interest continues. Online global learning programs open up global education experiences as an option for more ASU students regardless of their background.

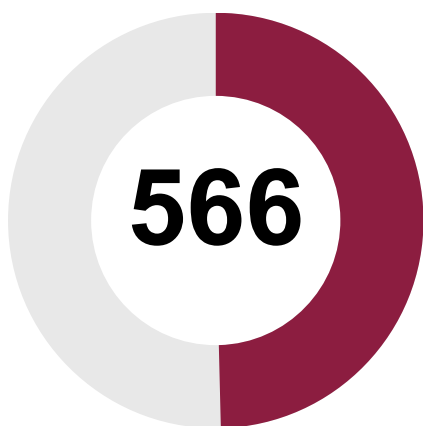
As seen in the following data, online global learning programs are a popular global learning option for a more diverse group of students than traditional mobility. It limits the barriers and obstacles to a global learning experience, to allow more students to participate.

The programs are designed to be career-readiness tools. Students can participate in remote global internships with companies worldwide to gain hands-on international work experience or join skill-based learning courses to support student's future careers.

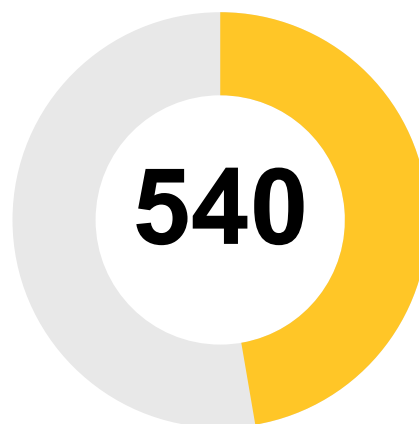
Online global learning programs are not limited to students only in ASU Online, but to all students regardless of physical ASU campus. While many participants are ASU Online, student participation from all campuses is demonstrated.

**1,141**

participants in online global learning programs.

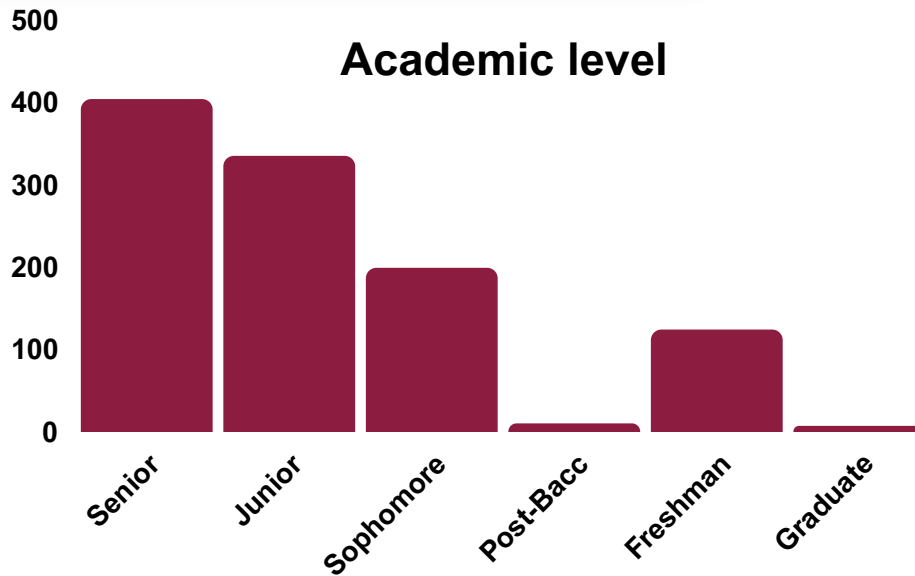


ASU Online

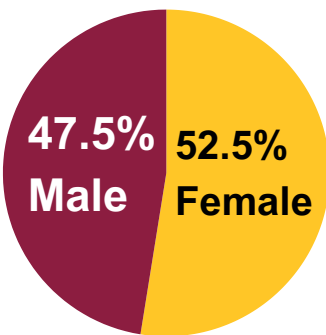


Immersion

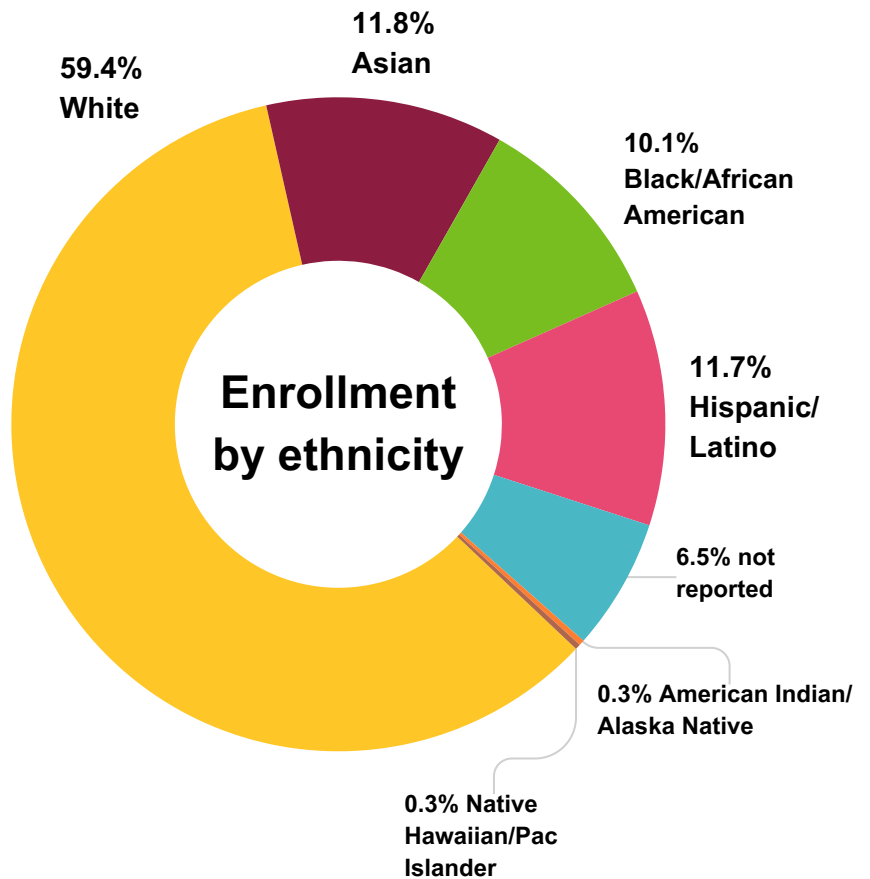
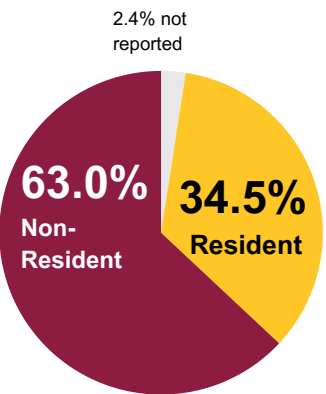
# Online global learning programs



### Gender



### Residency



Students were counted once for demographic information, even if they participated in more than one program.

# Scholarships for global education

The Global Education Office offers scholarships and financial aid to help make global learning experiences more accessible to all students.


Students received over

**\$1M**

in scholarships  
for 2022-2023

**715**

\$



scholarships  
awarded

**18.7%**



of participants  
were awarded a  
scholarship.

# Scholarships for global education



I am super grateful ASU gave me the opportunity to study abroad through my scholarship. Visiting Paris was my 'I did it moment' and it felt amazing that I made my dreams a reality!

Brenda Peralta Arzate received a Go Global Grant to use towards her global education program.



## Scholarship sources

GEO funded

**476**

scholarships.

**\$610K**

Providers funded

**231**

scholarships.

**\$421K**

Donors funded

**8**

scholarships.

**\$44K**

# Travel Registration demographics

## International Travel Registration System

The Global Education Office manages ASU's International Travel Registration System, providing support to ASU faculty, staff and students who travel outside the United States for a variety of ASU-related international activities. These activities include: participation in a conference, athletic competitions, any travel in which an ASU student receives credit or is with an ASU student organization.

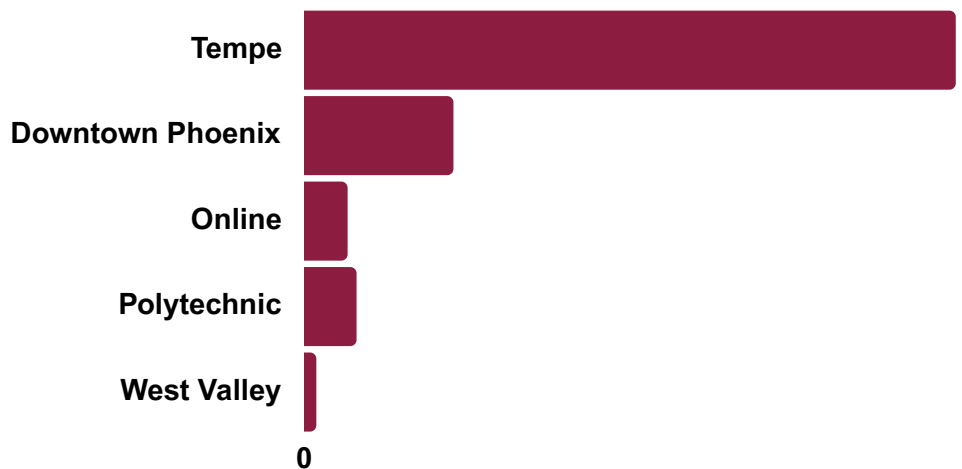
Registered travelers have access to GEO's travel intelligence resources, international insurance policy and 24/7 emergency support – just like participants in GEO programs.

*Participants in the International Travel Registration system are made up of students, faculty and staff of Arizona State University. Information regarding campus and academic level only constitutes student information.*

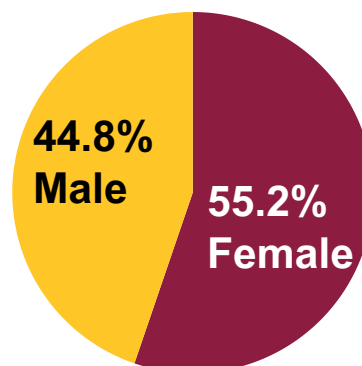
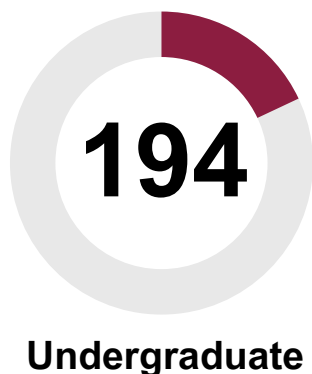
**1,024**  
served

### Participation by campus

#### By academic level



#### By gender



# Travel Registration demographics

## Participation by academic college

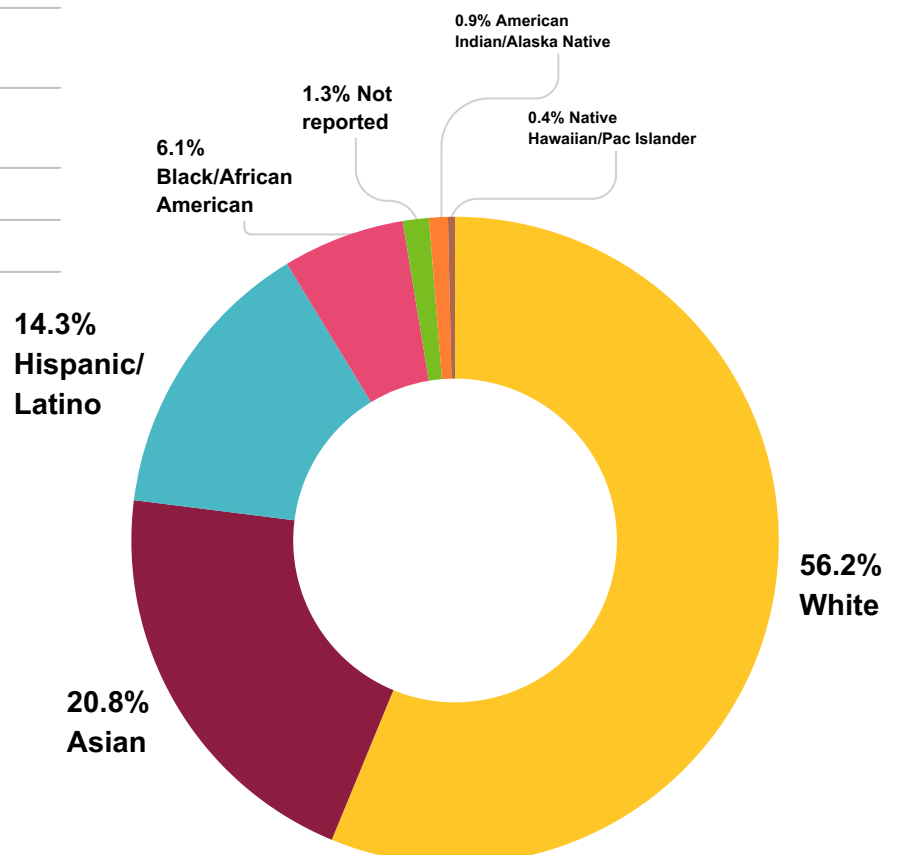
College	Participation
The College of Liberal Arts and Sciences	221
Ira A. Fulton Schools of Engineering	100
Thunderbird School of Management	62
Herberger Institute of Design and the Arts	46
College of Integrative Sciences and Arts	35
W.P. Carey School of Business	34
Walter Cronkite School of Journalism and Communication	28
College of Global Futures	27
Watts College of Public Service and Community Solutions	20
College of Health Solutions	15
Mary Lou Fulton Teachers College	9
Edson College of Nursing and Health Innovation	7
New College of Interdisciplinary Arts and Sciences	5
Non-degree	8
University College	1
Sandra Day O'Connor College of Law	1

Students were counted once for demographic information, even if they participated in more than one program.

## Top 15 destinations:

1. Mexico
2. Canada
3. Germany
4. Colombia
5. France
6. Spain
7. Guatemala
8. Italy
9. Japan
10. United States
11. United Kingdom
12. Kenya
13. Costa Rica
14. New Zealand
15. South Korea

## Participation by ethnicity



**2022-2023 Enrollment  
Report**

---



**Your world. Your choice.**